


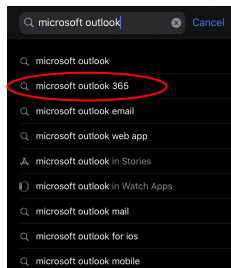
How to Access Your School Email From Your Phone

Step 1:



Open the
App Store

Step 2:




Search
"Microsoft Outlook" and
click on the first result

Step 3:



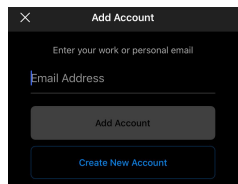
Press the "GET"
button to start the
download

Step 4:



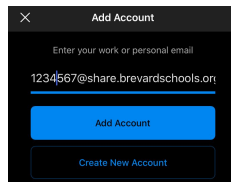
The Outlook app will
appear like this on
your homescreen

Step 5:



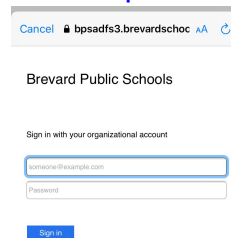
Open the app
and this screen
should pop up

Step 6:



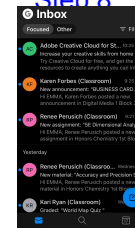
Enter your school
email,
student#@share.bre
vardschools.org,
and press "Add
Account"

Step 7:



Sign in like you
normally would


Step 8:



Your screen
should look like
this and you're all
done!

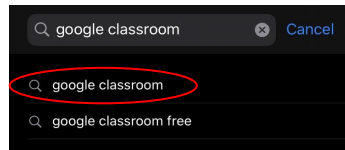
How to Access Google Classroom From Your Phone

Step 1:



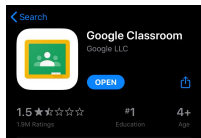
Open the App Store

Step 2:



Search "Google Classroom" and click the first result

Step 3:



Press the "GET" button to start the download

Step 4:

Brevard Public Schools

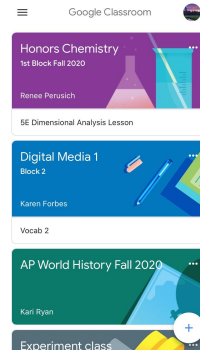
Sign in with your organizational account

someone@example.com

Password

Sign in


Log in like normal



This is what it should look like!

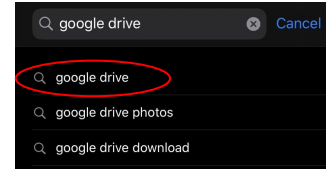
How to Access Google Drive From Your Phone

Step 1:




Open the App Store

Step 2:



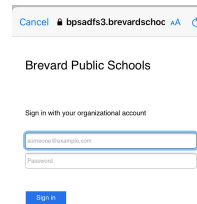
Search “Google Drive” and select the first result

Step 3:

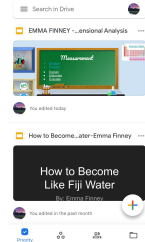


Click “GET” to start the download

Step 4:



Log in like normal



This is what your screen should look like once you've logged in